

Self-enrolment in Groups

An extension to the group functionality in Moodle

Dr. Gisela Hillenbrand

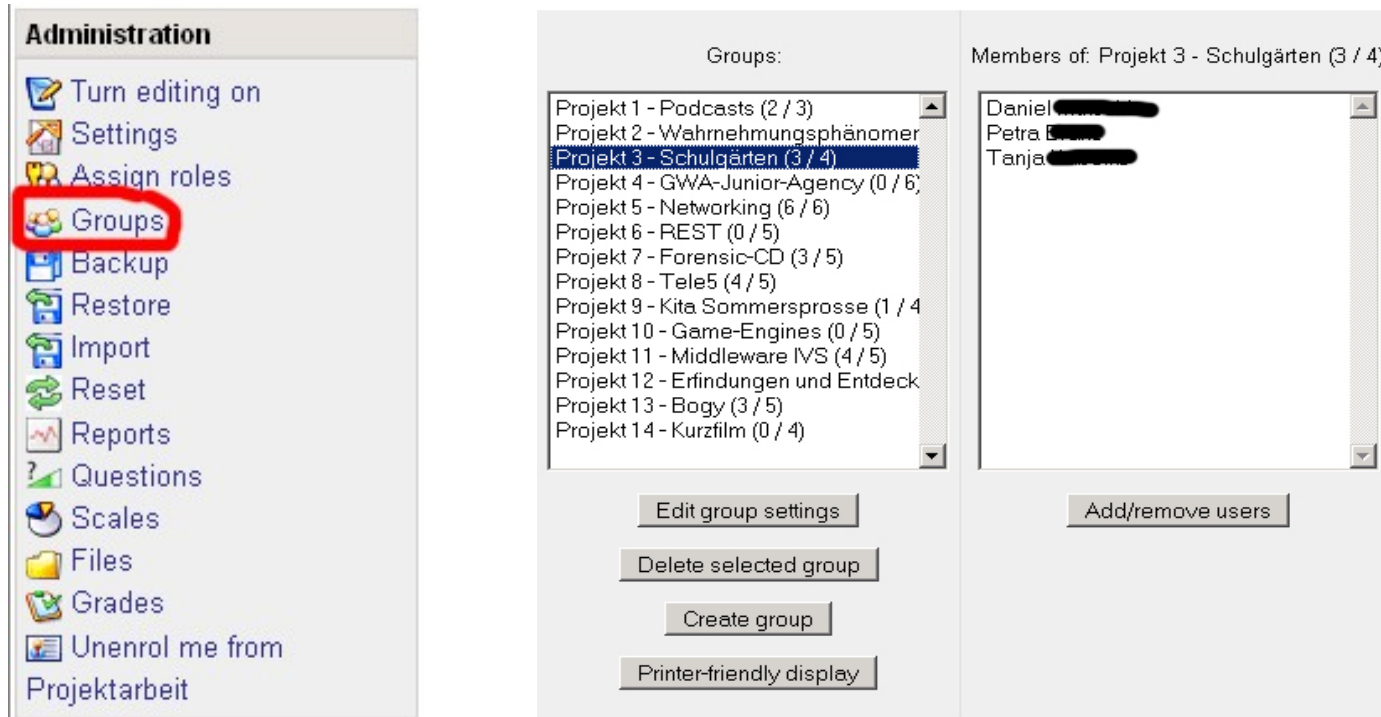


Content

1. Extension to group functionality – Why? How?
2. Modifications in Moodle database and code
3. What is with Moodle upgrades?
4. Alternative: „Choice“ activity
5. Download

1. Extension to group functionality – Why? How?

- **Standard:** Groups are managed by the teacher



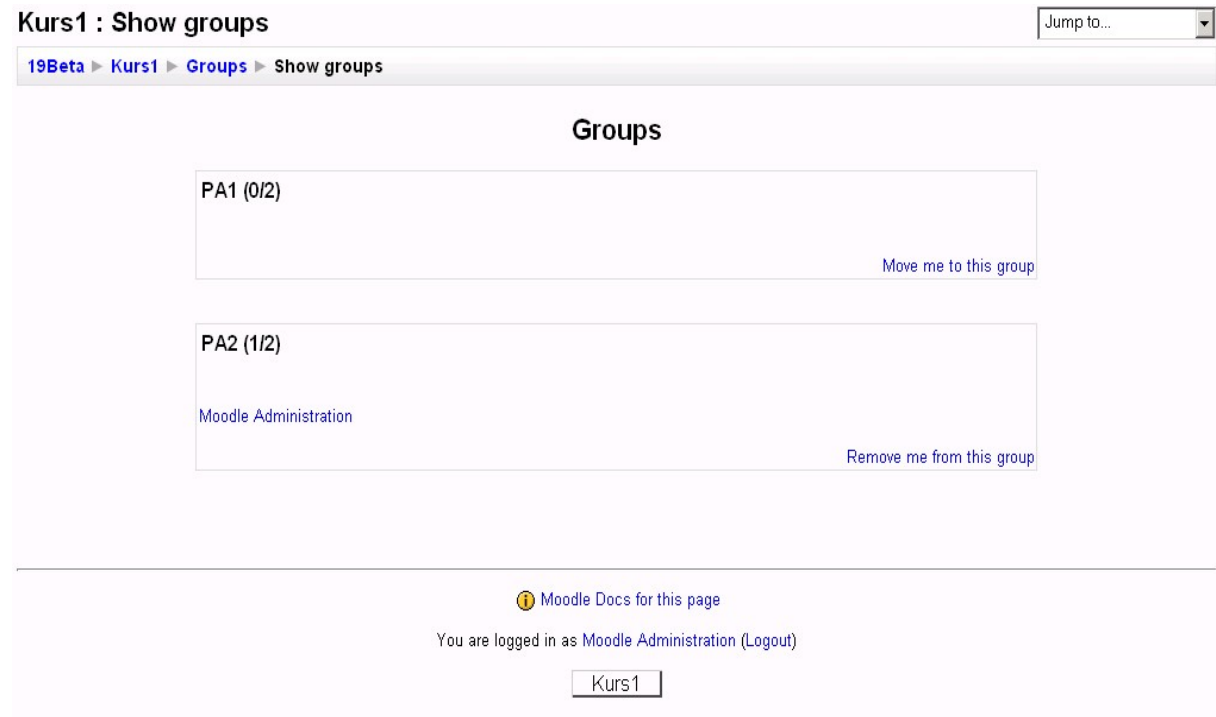
The screenshot displays the Moodle Administration interface. On the left, the 'Administration' menu is visible, with the 'Groups' option highlighted by a red circle. The main content area is divided into two panels. The left panel, titled 'Groups:', lists 14 project groups, with 'Projekt 3 - Schulgärten (3 / 4)' selected. Below this list are buttons for 'Edit group settings', 'Delete selected group', 'Create group', and 'Printer-friendly display'. The right panel, titled 'Members of: Projekt 3 - Schulgärten (3 / 4)', shows a list of three members: Daniel, Petra, and Tanja, with their names partially obscured by black bars. Below this list is a button for 'Add/remove users'.

1. Extension to group functionality – Why? How?

- **Request:** self-enrolment by the students (analogous to course enrolment)
- **Application:** Projects, labs, ...
 - several topics / projects / groups for choice
 - different group sizes
 - student chooses a topic / project / group with vacancies

1. Extension to group functionality – Why? How?

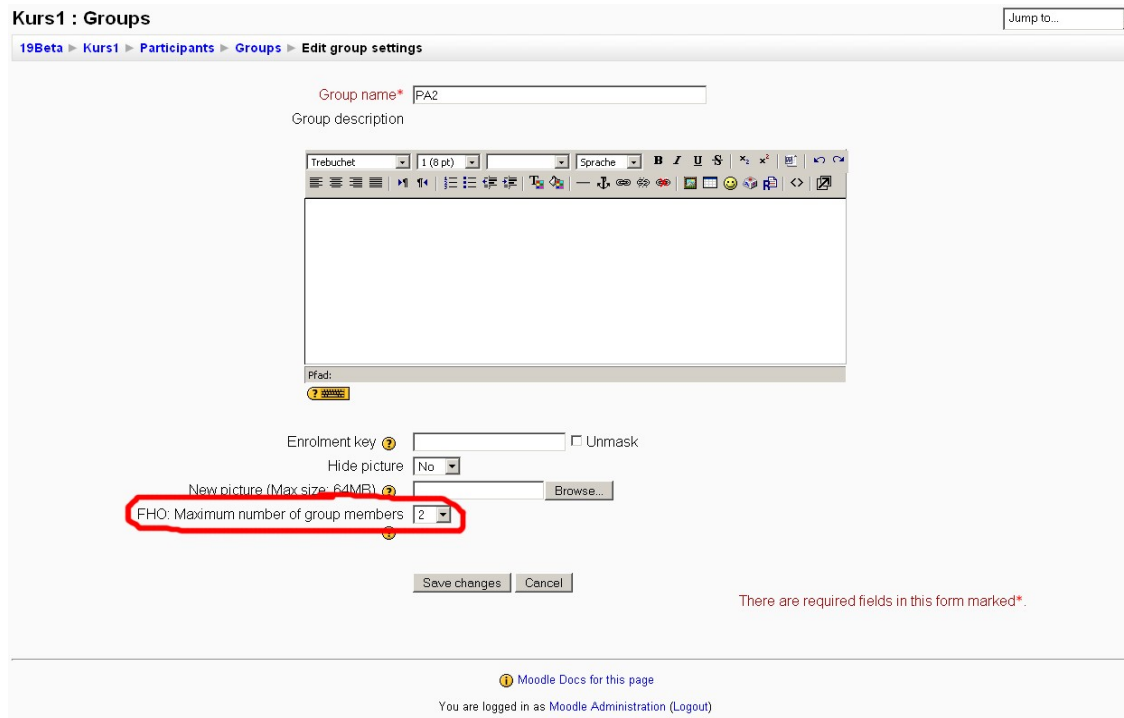
- Extension: Student's view



The image shows a screenshot of the Moodle 'Groups' page for 'Kurs1'. The page title is 'Kurs1 : Show groups'. The breadcrumb trail is '19Beta > Kurs1 > Groups > Show groups'. The page content shows two groups: PA1 (0/2) and PA2 (1/2). The 'Show groups' link in the sidebar is highlighted with a red circle. The page also includes a 'Jump to...' dropdown menu, a 'Moodle Docs for this page' link, and a 'Kurs1' button.

1. Extension to group functionality – Why? How?

- Extension: Teacher's view – group settings



The screenshot shows the 'Edit group settings' form in Moodle. The form includes the following fields and options:

- Group name*: FA2
- Group description: A rich text editor with a toolbar and a large text area.
- Enrolment key: An empty text input field with an 'Unmask' checkbox.
- Hide picture: A dropdown menu set to 'No'.
- New picture (Max size: 64MB): An empty text input field with a 'Browse...' button.
- FHO: Maximum number of group members: A dropdown menu set to '2', which is circled in red.

At the bottom of the form, there are 'Save changes' and 'Cancel' buttons. A note at the bottom right states: 'There are required fields in this form marked*.'

1. Extension to group functionality – Why? How?

- Extension: Teacher's view – course settings

Groups

Group mode ? Visible

Force ? No

Default grouping None

FHO: Allow enrolment in several groups ? Yes

2. Modifications in Moodle database and code

- Database:
 - Table: `mdl_groups`
New field: `fho_maxallowedgroupmembers`: `int(11)`, not null, unsigned, default=2
 - Table: `mdl_course`
New field: `fho_groupsmany`: `smallint(4)`, not null, unsigned, default=0
 - New table: `mdl_fho_tmp` with fields:
`id`: `int(11)`, not null, auto_increment
`userid`: `int(11)`, not null
`courseid`: `int(11)`, not null

2. Modifications in Moodle database and code

- Code (Moodle 1.9):
 - New file: `user/groups.php` – Logic for self-enrolment in groups
 - New file: `user/groups-summary.html` – Show groups
 - Modified file: `blocks/participants/block_participants.php` – “Show groups” link added
 - Modified file: `group/group_form.php` – drop-down menu for maximum number of group members added in group form

2. Modifications in Moodle database and code

- Code (Moodle 1.9):
 - Modified file: `group/index.php` – group name display extended by (`#members / #maxmembers`)
 - Modified file: `course/edit_form.php` – drop-down menu for enrolment in one or many groups added in the course settings form
 - Language files: new strings in `<moodledata>/<lang_local>/moodle.php` – `maxallowedgroupmembers`, `groupsmovemetogroup`, `groupsremovemefromgroup`, `groupsview`, `groupsnotenrollable` and new help files `<moodledata>/<lang_local>/help/groupsmany.html`, `<moodledata>/<lang_local>/help/maxallowedgroupmembers.html`

3. What is with Moodle Upgrades?

- **Code:**
 - Check modifications
- **Database:**
 - Save modified tables with data
 - Delete modified fields (i.e. restore Moodle standard tables)
 - Moodle Upgrade
 - Carry over table structure after upgrade (Moodle standard tables) to modified tables before upgrade
 - Upload the resulting tables into the database (with data)

4. Alternative: „Choice“ activity

- Choice: Student's view

Kurs1 Direkt zu: ▾

19Beta ▶ Kurs1 ▶ Abstimmungen ▶ Gruppeneinteilung


Sichtbare Gruppen: PA2 ▾

Wählen Sie eine Gruppe!

Gruppe 1 3 Plätze verfügbar
 Gruppe 2 2 Plätze verfügbar
 Gruppe 3
 Gruppe 4 4 Plätze verfügbar

[Meine Auswahl entfernen](#)

Antworten

Gruppe 1	Gruppe 2	Gruppe 3	Gruppe 4
		 Moodle Administration	
Eingetragen:0 Limit:3	Eingetragen:0 Limit:2	Eingetragen:1 Limit:2	Eingetragen:0 Limit:4

Sie sind angemeldet als Moodle Administration: Student (Zu meiner normalen Rolle zurückkehren)

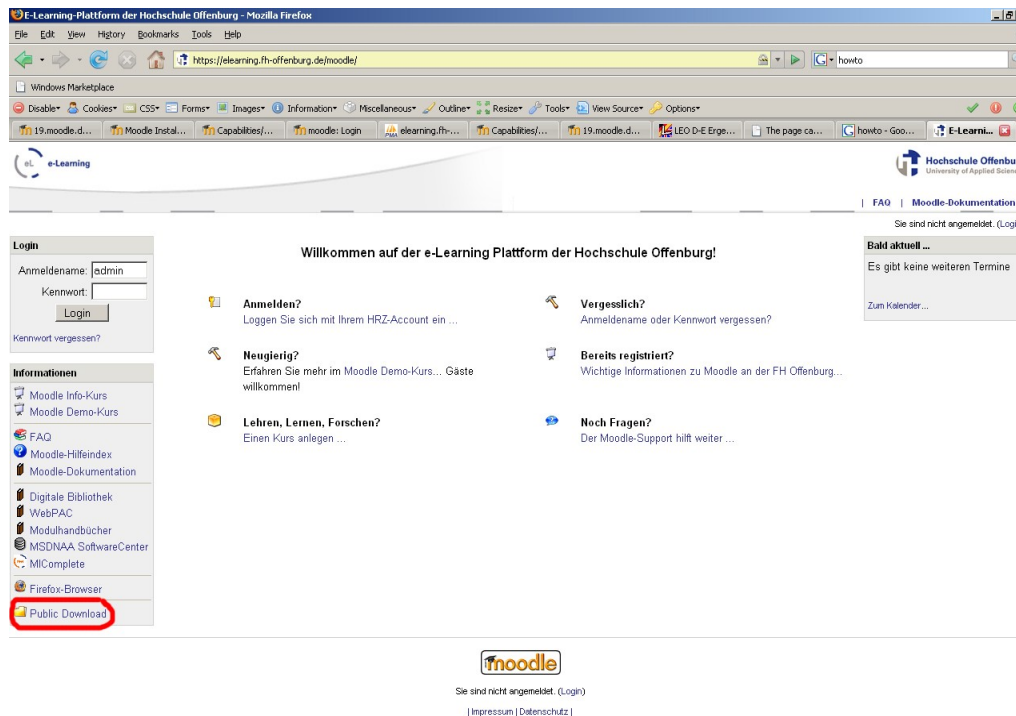
4. Alternative: „Choice“ activity

- Advantages:
 - No code modifications
 - No problems with Moodle upgrades
- Disadvantages:
 - No multiple group selection
 - Not related to group functionality, i.e. the teacher has to manually setup the groups according to the choice results

Workaround: little modification of *mod/choice/report.php*

5. Download

- <https://elearning.fh-offenburg.de/moodle>



E-Learning-Plattform der Hochschule Offenburg - Mozilla Firefox

File Edit View History Bookmarks Tools Help

https://elearning.fh-offenburg.de/moodle/

Windows Marketplace

Disable* Cookies* CSS* Forms* Images* Information* Miscellaneous* Outline* Resize* Tools* View Source* Options*

19.moodle.d... Moodle Instal... Capabilitesj... moodle: Login elearning.Fh... Capabilitesj... 19.moodle.d... LEO D/E Erge... The page ca... howto - Goo... E-Learn...

e-Learning Hochschule Offenburg University of Applied Sciences

FAQ Moodle-Dokumentation

Sie sind nicht angemeldet. (Login)

Login

Anmeldename: admin

Kennwort:

Login

Kennwort vergessen?

Informationen

- Moodle Info-Kurs
- Moodle Demo-Kurs
- FAQ
- Moodle-Hilfeindex
- Moodle-Dokumentation
- Digitale Bibliothek
- WebPAC
- Modulhandbücher
- MSDNAA SoftwareCenter
- MICcomplete
- Firefox-Browser
- Public Download**

Willkommen auf der e-Learning Plattform der Hochschule Offenburg!

- Anmelden?**
Loggen Sie sich mit Ihrem HRZ-Account ein ...
- Vergesslich?**
Anmeldename oder Kennwort vergessen?
- Neugierig?**
Erfahren Sie mehr im Moodle Demo-Kurs... Gäste willkommen!
- Bereits registriert?**
Wichtige Informationen zu Moodle an der FH Offenburg...
- Lehren, Lernen, Forschen?**
Einen Kurs anlegen ...
- Noch Fragen?**
Der Moodle-Support hilft weiter ...

Bald aktuell ...

Es gibt keine weiteren Termine

Zum Kalender...

moodle

Sie sind nicht angemeldet. (Login)

| Impressum | Datenschutz |