

Download essay submissions

Moodle Plugin for downloading quiz essay submissions.

Plugin Details

Plugin type	Quiz reports
Component name (Frankenstyle)	quiz_downloadsubmissions
Moodle path	/mod/quiz/report/downloadsubmissions
Description	Moodle Quiz Report Plugin for downloading essay submissions.
Moodle versions	3.3

Moodle Plugins Directory

Plugins directory entry	Quiz reports: Download essay submissions (Waiting for approval)
Approval issue	CONTRIB-7049
Maintainers	IIT Bombay , Kashmira Nagwekar

Useful Links

Source control URL	https://github.com/IITBombayWeb/moodle-quiz_downloadsubmissions
Bug tracker	https://github.com/IITBombayWeb/moodle-quiz_downloadsubmissions/issues
Discussion	https://moodle.org/mod/forum/discuss.php?d=352395

Plugin Documentation

Moodle Quiz Report Plugin for downloading essay submissions.

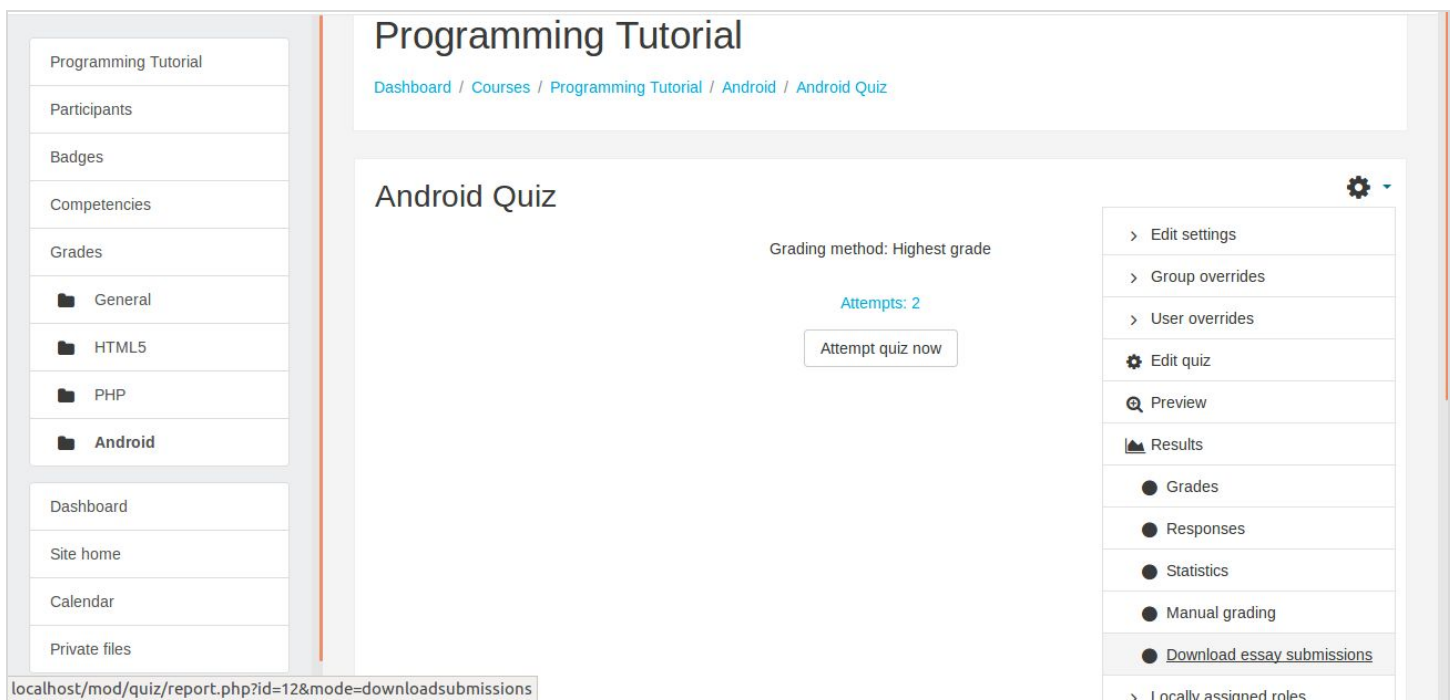
The 'Download essay submission' plugin offers users a convenient way by which teachers can download quiz essay attachments submitted by students in response to quiz essay questions.

Installation

- The plugin folder 'downloadsubmissions' is to be added under 'moodle/mod/quiz/report' directory.

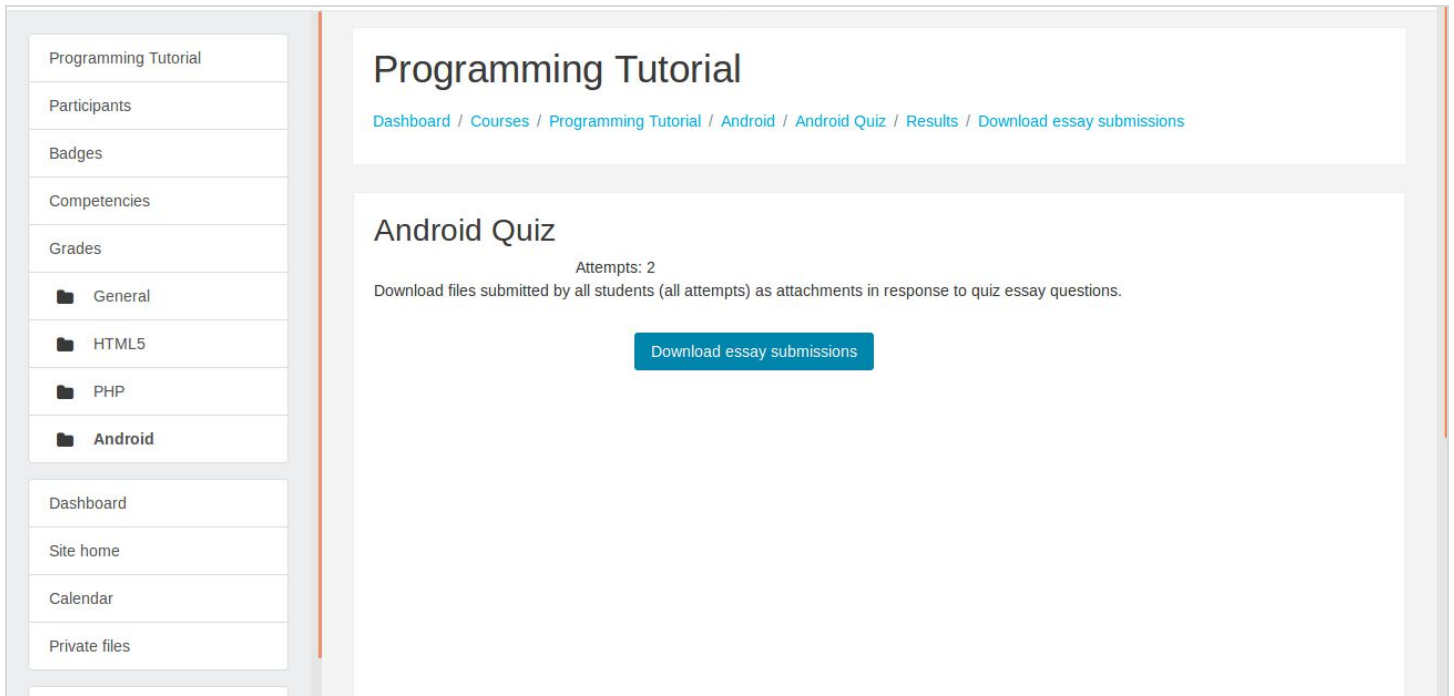
How to use?

- Go to a particular quiz.
- Click on 'Settings' icon.
- The plugin 'Download essay submissions' link will appear under 'Results' section. Click on it.

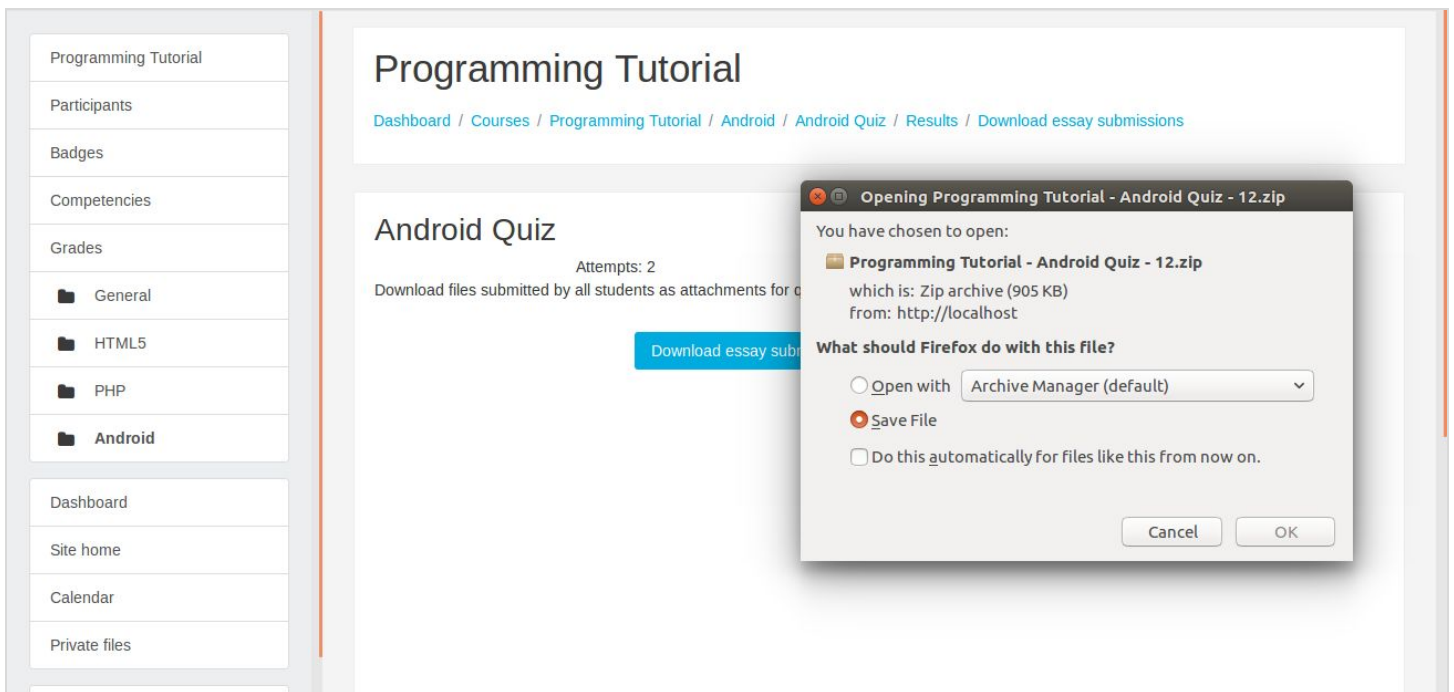


The screenshot displays the Moodle interface for a quiz titled 'Android Quiz' within a 'Programming Tutorial' course. The breadcrumb trail is 'Dashboard / Courses / Programming Tutorial / Android / Android Quiz'. The main content area shows the quiz title 'Android Quiz' and the grading method 'Highest grade'. Below this, it indicates 'Attempts: 2' and provides an 'Attempt quiz now' button. On the right side, a settings menu is open, showing options like 'Edit settings', 'Group overrides', 'User overrides', 'Edit quiz', 'Preview', 'Results', 'Grades', 'Responses', 'Statistics', 'Manual grading', and 'Download essay submissions'. The 'Download essay submissions' option is highlighted. The left sidebar contains navigation links for 'Programming Tutorial', 'Participants', 'Badges', 'Competencies', 'Grades', and a folder structure including 'General', 'HTML5', 'PHP', and 'Android'. At the bottom, the URL 'localhost/mod/quiz/report.php?id=12&mode=downloadsubmissions' is visible.

- The teacher needs to click on the button 'Download essay submissions'.



- On clicking this button, the teacher will get a zip file consisting of attachments/files submitted by students in response to the quiz essay questions.



- The hierarchy of folders present in the downloaded zip file is explained through an example.

Example: Quiz Scenario

- A Quiz (Programming Tutorial) has an essay question (Question No.: 3, Question name: OOP Concept) requiring attachments/files to be submitted in response by students.

- A student (Student name: Anisha Patki, Username: anisha) attempts the quiz twice, each time attaching a response file to that particular essay question.
 - The files submitted by the student as responses are:
 - First Attempt - Answer.odt
 - Second attempt - New_answer.pdf
 - Now, in the downloaded zip file, the folder hierarchy for this particular student's response files is as follows:
 - Q8 - OOP Concept / anisha - Anisha Patki / Attempt1_Answer.odt
 - Q8 - OOP Concept / anisha - Anisha Patki / Attempt2_New_answer.pdf
- (**Note:** Here, in 'Q8', '8' is the database question id for that particular question and may not match the question no. as it appeared in the quiz as shown in the example above.)

Usage

Through this feature, now teachers will be able to download/save all attachments of all attempts submitted by students in response to the quiz essay questions at one time.
